

SANSKAR SCHOOL

GRADE- I

Assignment 16

Date: Monday, 26th July 2021







ENGLISH:

Introduction to Noun Gender

Task - Read pages 23 and 24 of the grammar resource book.

5 Gender

Look at the following sentences :

 <p>Grandpa is walking in the park.</p>	 <p>Grandma is knitting a scarf.</p>
 <p>The girl is dancing.</p>	 <p>The boy is singing.</p>
 <p>My uncle is a police officer.</p>	 <p>My aunt is a nurse.</p>

Here, "grandpa", "boy" and "uncle" show 'he' words.
"grandma", "girl" and "aunt" show 'she' words.

In the previous chapter we have learnt about numbers. Now we will learn about 'gender'.

Gender tells us about 'he' and 'she'.

English Grammar Book 1 23

You can learn from the following:

'He' group	'She' group
father	mother
boy	girl
grandfather	grandmother
cock	hen
peacock	peahen
actor	actress
bridegroom	bride
brother	sister
count	countess
emperor	empress
gentleman	lady
god	goddess
hero	heroine
husband	wife
king	queen
landlord	landlady
man	woman
manager	manageress
milkman	milkmaid
monk	nun
Mr	Mrs
nephew	niece
poet	poetess

'He' group	'She' group
bull	cow
dog	bitch
donkey	jenny
fox	vixen
lion	lioness
tiger	tigress
duke	duchess
male	female
his	her
master	mistress
sir	madam
horse	mare
father-in-law	mother-in-law
grandson	granddaughter
waiter	waitress
uncle	aunt
policeman	policewoman
wizard	witch
priest	priestess
prince	princess
son	daughter
buck	doe
washerman	washerwoman

MATHS:

Introduction to 2D shapes

Read and do page 137 and 138 in the resource book.

Shapes

PLANE SHAPES










Recall the following shapes.

Vocabulary

- ◆ Plane shape
- ◆ Solid shape
- ◆ Sliding
- ◆ Rolling

EXERCISE 10A

Name the shapes of the following things.

- 
- 
- 
- 
- 
- 
- 
- 
- 

Maths Lab Activity (Teacher to Assist)

The teacher can have the cardboard cutouts of a circle, square, triangle and rectangle. Hold up each shape and ask the children to name the shape. Then correlate the shapes with everyday objects, say a circle with a coin, a rectangle with a book and so on.

Class Work

1. Draw the shapes by tracing the dotted lines. Now colour the circle yellow, the oval red, the rectangle green, the square brown and the triangle pink.

HINDI:

पृष्ठ- 66 पर दी गई कहानी 'मेले की सैर' पढ़े और अनुस्वार वाले शब्दों को रेखांकित करें-

मेले की सैर

इतवार का दिन था।
 माँ ने कहा—
 आँचल और साँवरी, आओ।
 हाथ-मुँह धोकर तैयार हो जाओ।
 आज चाँदनी चौक में मेला देखने जाना है।
 सब ताँगें में बैठकर चल दिए।
 कुछ ही दूर पहुँचे थे कि आँधी आने लगी।
 फिर बूँदें पड़ने लगीं— टप-टप-टप
 सबने छाते खोल लिए।
 चाँदनी चौक पहुँचकर वे मेला घूमे।
 आँचल ने एक बाँसुरी खरीदी।
 साँवरी ने अँगूठी ली।
 फिर दोनों ने ऊँट की सवारी की।
 शाम को पाँच बजे वे घर आ गए।

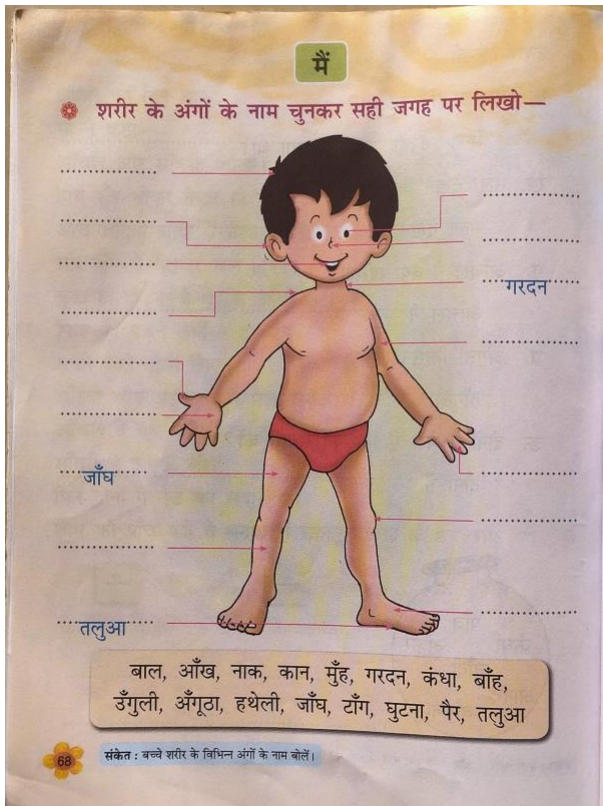
अभ्यास

पाठ में आए इनके शब्द लिखो—

मुँ	—	मुँह	चाँ	—
बाँ	—	पाँ	—	ऊँ	—
आँ	—					

संकेत : बच्चे को मदद से वाचन सुनें फिर वाक्य पढ़ें। बच्चों से मेले के बारे में भी बात करें।

शरीर के अंगों के नाम लिखें और याद करें।



UOI:

Task- FA1 task

Grade: 1

Theme: Where We Are In Place and Time

Formative Assessment- 1(2021-22)

Conceptual Understanding:- Different types of houses around us.

Task:- Draw different types of houses you have learnt till now and write few sentences on your favorite house.

Rubrics

Criteria	Above Standard (4)	Meets standard (3)	Approaching standard (2)	In- progress (1)
Understanding	Learner is aware of different types of houses and is able to express it appropriately.	Learner is aware of different types of houses and is able to express it.	Learner is aware of different types of houses and is somewhat able to express it.	Learner is aware of different types of houses and is able to express it with assistance.

Thinking skills	Learner demonstrates excellent thinking skills	Learner demonstrates good thinking skills	Learner demonstrates satisfactory thinking skills.	Learner demonstrates thinking skills with assistance
Use of creativity	Learner exhibits an excellent creativity through his/her drawing.	Learner exhibits good creativity through his/her drawing.	Learner exhibits satisfactory creativity through his/her drawing.	Learner exhibits some creativity through his/her drawing with assistance.

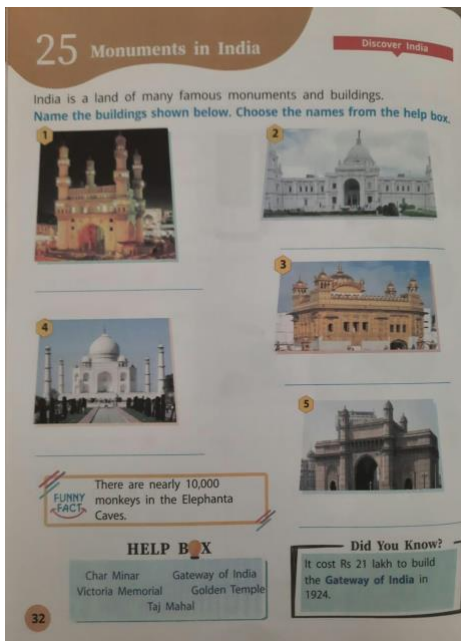
Teacher's feedback:- _____

*****Please note Learners will be assessed on the above given criteria.**

GK:

Monuments in India

Do page 32 in the book.



PSPE:

Watch and learn the fitness basics.

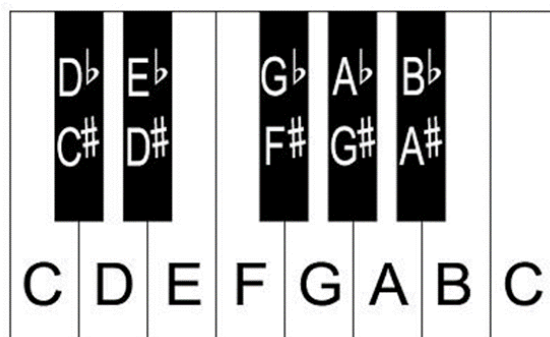
Music:

Theme	W.W.A.P.T.
Topic	Homes and journey
Central Idea	Structure of houses reflect upon the environment and material over time

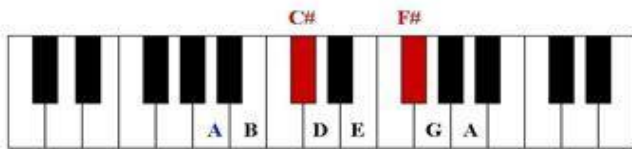
PIANO



The piano is an acoustic, stringed musical instrument invented in Italy by Bartolomeo Cristofori around the year 1700(the exact year is uncertain), in which the strings are struck by wooden hammers.



HAPPY BIRTHDAY SONG ON PIANO



Happy Birthday to You

Happy birthday to you,
 A A B A D C#

Happy birthday to you,
 A A B A E D

Happy birthday my darling,
 A A A F# D C# B

Happy birthday to you.
 G G F# D E D



May the good Lord bless you,
 A A B A D C#

May the good Lord bless you,
 A A B A E D

May the good Lord bless yo-ou,
 A A A F# D C# B

Happy birthday to you.
 G G F# D E D